

HIGH FLYER (SOLO)

As recorded by UFO

1

Gtr I

Full

8 7 8 8 10 8 10 10 8 7

9 9

P sl. P sl. sl. P

4

Full

12 15 12 12 15 12 14 14 12 14 14

8 7 8 8 10 8 10 10 8 7 9 7

P P P P sl. P

8

Full

7 10 12 7 10 14 14 14 12 15 12 15 12 14 14 12 14 12 11 14 14

sl. sl. P P P

12

Full

8 8 7 8 10 10 8 7 9 9 9 8 8 7 7 10 10 8 10 9 9 7 5 7 7

H sl.


14

Full

8 8 7 8 10 10 10 10 8 10 9 8 7 9

sl. H P P H P sl.

16




T

A

B

This block contains the first system of musical notation for measure 16. It features a treble clef on a five-line staff. Below the staff are three horizontal lines, each containing a bold letter: 'T', 'A', and 'B' from top to bottom.

17




T

A

B

This block contains the second system of musical notation for measure 17. It features a treble clef on a five-line staff. Below the staff are three horizontal lines, each containing a bold letter: 'T', 'A', and 'B' from top to bottom.

18




T

A

B

This block contains the third system of musical notation for measure 18. It features a treble clef on a five-line staff. Below the staff are three horizontal lines, each containing a bold letter: 'T', 'A', and 'B' from top to bottom.

19



T

A

B

This block contains the fourth system of musical notation for measure 19. It features a treble clef on a five-line staff. Below the staff are three horizontal lines, each containing a bold letter: 'T', 'A', and 'B' from top to bottom.